

ENT. →

RAMP

← RAMP

← ENT.

18.00MTR. WIDE ROAD

NADIAD ROAD

PETLAD ROAD

DEARY ROAD

SHOP-18 12'-0" X 23'-3" 375.00 SQ.FEET.

SHOP-19 12'-0" X 23'-3" 365.00 SQ.FEET.

SHOP-20 12'-0" X 23'-3" 365.00 SQ.FEET.

SHOP-21 12'-0" X 23'-3" 365.00 SQ.FEET.

SHOP-22 12'-0" X 23'-3" 365.00 SQ.FEET.

SHOP-23 12'-0" X 23'-3" 365.00 SQ.FEET.

SHOP-24 12'-0" X 23'-3" 365.00 SQ.FEET.

SHOP-25 12'-0" X 23'-3" 365.00 SQ.FEET.

SHOP-26 12'-0" X 23'-3" 365.00 SQ.FEET.

SHOP-27 12'-0" X 23'-3" 365.00 SQ.FEET.

SHOP-28 12'-0" X 23'-3" 365.00 SQ.FEET.

SHOP-29 12'-0" X 23'-3" 365.00 SQ.FEET.

SHOP-30 12'-0" X 23'-3" 365.00 SQ.FEET.

SHOP-31 12'-0" X 23'-3" 365.00 SQ.FEET.

SHOP-32 12'-0" X 23'-3" 365.00 SQ.FEET.

SHOP-33 12'-0" X 23'-3" 375.00 SQ.FEET.

SHOP-01 14'0" X 39'-3" 788.00 SQ.FEET.

SHOP-02 14'0" X 39'-3" 613.00 SQ.FEET.

SHOP-03 14'0" X 46'-6" 747.00 SQ.FEET.

SHOP-04 14'0" X 46'-6" 764.00 SQ.FEET.

SHOP-05 14'0" X 46'-6" 747.00 SQ.FEET.

SHOP-06 14'0" X 39'-3" 613.00 SQ.FEET.

SHOP-07 14'0" X 39'-3" 750.00 SQ.FEET.

SHOP-08 33'-6" X 12'-0" 487.00 SQ.FEET.

SHOP-09 30'-6" X 12'-0" 435.00 SQ.FEET.

SHOP-10 30'-6" X 12'-0" 476.00 SQ.FEET.

SHOP-11 30'-6" X 12'-0" 476.00 SQ.FEET.

SHOP-12 30'-6" X 12'-0" 491.00 SQ.FEET.

SHOP-13 32'-3" X 12'-0" 510.00 SQ.FEET.

SHOP-14 32'-3" X 12'-0" 495.00 SQ.FEET.

SHOP-15 32'-3" X 12'-0" 495.00 SQ.FEET.

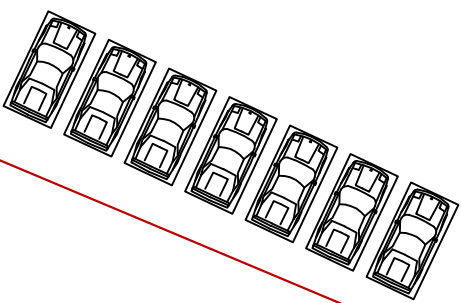
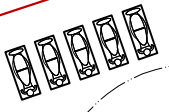
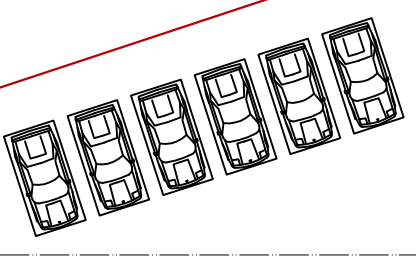
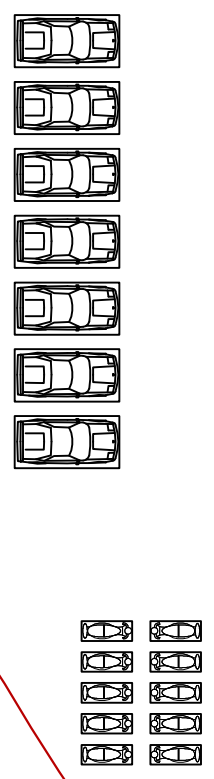
SHOP-16 32'-3" X 12'-0" 459.00 SQ.FEET.

SHOP-17 35'-0" X 12'-0" 486.00 SQ.FEET.

SHOP-011 11'-9" X 12'-0" 80' X 6'-0"

SHOP-071 9'-9" X 12'-0" 5'-0"

TOILET, PANTRY, DUCT, LIFT, UP, DOWN



GROUND FLOOR PLAN BUILT - UP AREA 15820.00 SQ.FEET.

COMMERCIAL DEVELOPMENT ON PETLAD ROAD AT - NADIAD.